

Knowledge Map

Marvellous Me!

EYFS Advent 1

Make sure to bring a labelled water bottle to school.

Can you use both hands to pinch, squeeze, roll, poke and stretch the dough?

Can you write your name?

Can you think of a time when you have felt these emotions? Why did you feel that way?

Physical Development

We are making our fingers strong so that we can be Super Writers!

Make your own playdough using this recipe:

Ingredients:

- 2 cups of plain flour
- ½ cup salt
- 2 tbsps Cream of Tartar
- 1½ cups of boiling water
- 2 tbsps oil (I use vegetable)
- Food Colouring (optional)

Method:

- Mix dry ingredients together
- Add wet ingredients together
- Working quickly while the water is hot, add wet to dry and mix, mix, mix
- Tip onto a floured bench and knead, knead, knead (add extra flour as required)

Let's go to the Dough Disco!



Diary dates:



During this term we will be visiting our church.

25.10.2021: Break up for half term

PE day will be on a Tuesday .

Please ensure your child comes to school in their full PE kit.

PE Kit



- Maroon shorts
- Black tracksuit bottoms.
- White t-shirt
- Trainers/Plimsolls
- Long hair tied up
- Remove earrings



Personal, Social and Emotional Development

Key vocabulary to learn:

Happy
Thrilled
Ecstatic

Sad
Miserable
Disappointed

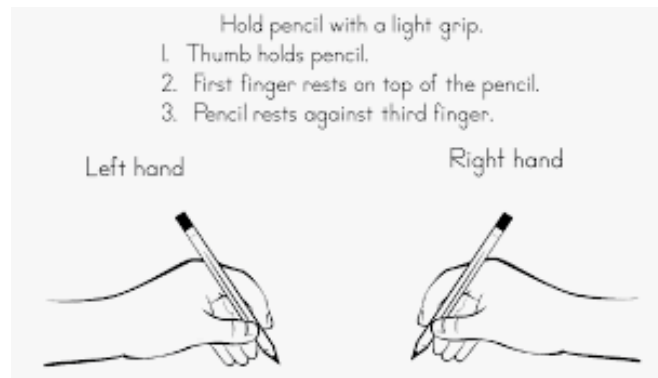
Angry
Frustrated
Furious



Watch me!



Can you practise your pencil grip?



We are learning to wash our hands properly. Practise washing and drying your hands:

How else can you keep your body clean?

Watch me!



Understanding the World

We will be learning about ...

- Our families
- Ourselves-Parts of the body
- Our school
- Our environment
- Our natural world



RSE

We will be learning about ...

- Me my body and my health — uniqueness and celebrating our gifts, talents and abilities.
- Emotional wellbeing — our likes, dislikes and self acceptance



RE - Learn how to make the sign of the cross:




In the name of the Father, and of the Son and of the Holy Spirit, Amen.


Baptism:

Please feel free to bring in your Baptism photo to share. We will also be visiting Sacred Heart church on 2nd October to learn more about the sacrament of Baptism.

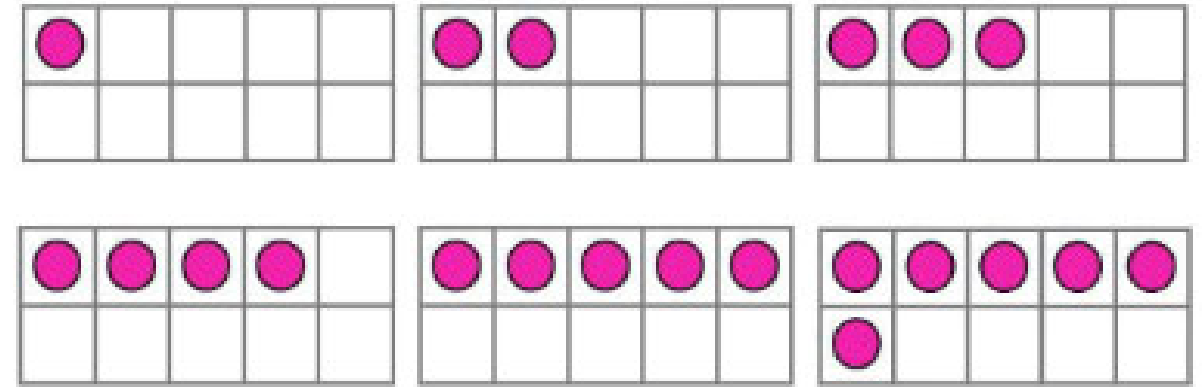
Maths Practise counting out loud forwards and backwards to ten.



Watch me!




Can you say how many dots there are in each ten frame without counting them? Can you show that many fingers?



Phonics

We are learning our Set 1 sounds.

Scan the code to watch and listen to the set 1 sounds.




Practice using 'Fred Talk' (say the words in sounds) to orally segment and blend the sounds in these words:

m-a-t, s-a-t, m-a-d, s-a-d, d-a-d, a-t,
m-a-n, p-a-n

Play these games to develop your sound discrimination skills:

Watch the Guess the Sound game



Fred Talk the word and match to the picture!



Speed Sounds Set 1


m	a	s	d	t
i	n	p	g	o
c	k	u	b	f
e	l	h	sh	r
j	v	y	w	th
z	ch	qu	x	ng

Subitising means quickly recognising the amount of objects in a small group without needing to count them.

English

Here are some of the stories we will be exploring this half term:


Rainbow Fish



Watch me!




Perfectly Norman




Watch me!



Ruby's Worry



Watch me!



Which part of the story did you like best? Why?

Can you retell the story?

Draw a picture of your favourite part of the story and talk about what happens

Let's practise our nursery rhymes.

Show and Tell

Every Friday you can bring in a special toy or book to share and talk about.

Expressive Arts and Design

