

# Year 4 Knowledge Map - Advent 1

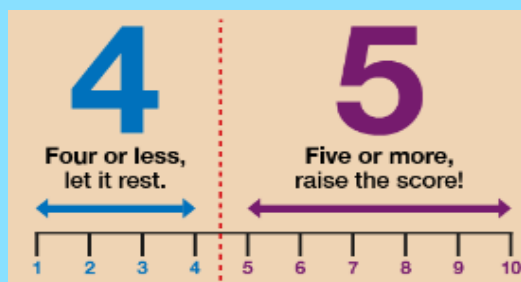
We are excited to remind you about the Year 4 residential trip to Hudnall Park, Berkhamsted. Hopefully all students will attend - all PPG fully funded. 4StF: 24 – 26 February. 4StK: 26 to 28 February. Please see email from admin for payment details.

**MATHS** Year 4 have to take part in a national times tables test in June. Please learn your time tables to 12. [timestables.co.uk](http://timestables.co.uk)

**PLACE VALUE CHART**  
THOUSANDS TO ONES

Thousands	Hundreds	Tens	Ones

Rounding to 10, 100, 1000




**Multiplication and Division Facts**

x	1	2	3	4	5	6	7	8	9	10	11	12
1	1	2	3	4	5	6	7	8	9	10	11	12
2	2	4	6	8	10	12	14	16	18	20	22	24
3	3	6	9	12	15	18	21	24	27	30	33	36
4	4	8	12	16	20	24	28	32	36	40	44	48
5	5	10	15	20	25	30	35	40	45	50	55	60
6	6	12	18	24	30	36	42	48	54	60	66	72
7	7	14	21	28	35	42	49	56	63	70	77	84
8	8	16	24	32	40	48	56	64	72	80	88	96
9	9	18	27	36	45	54	63	72	81	90	99	108
10	10	20	30	40	50	60	70	80	90	100	110	120
11	11	22	33	44	55	66	77	88	99	110	121	132
12	12	24	36	48	60	72	84	96	108	120	132	144

## English:

Devices we want to use during Advent term:

1. **Expanded Noun Phrase** (describing the noun)



2. **Figurative language**

### Metaphor

A figure of speech comparing two unlike things



She had the heart of a lion.

### Simile

A figure of speech comparing two unlike things using like or as



My mom is as busy as a bee.

### Personification

A figure of speech giving human qualities to animals or objects



The lightning danced across the sky.

3. **Powerful Verbs**

- Stomped
- Rushed
- Whispered
- Screamed
- Hurried
- Charged



What are we reading & writing?



## PSHE / RHE



The sacraments:

We will be learning about the sacraments of baptism and reconciliation.

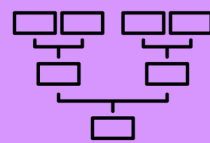
We will also be looking at how puberty affects the body and our emotions.



## RE

The family tree of Jesus (Matthew 1: 1-11):

We will be learning the story of Prophet Abraham, Isaac, Jacob, Ruth, King Solomon, and Joseph's role in Jesus' life.



Activity! (Ask for printout if required) →

## Spellings:

Words that children in England are expected to be able to spell by the end of Year 4.





accidentally	breath	consider	difficult
famous	heart	important	library
length	possession	promise	regular
remember	strange	therefore	various




# Year 4 Knowledge Map - Advent 1 2024

## Art

### The Elements of Art:

 <p><b>LINE</b> Line is the most basic element of art – without lines other elements cannot be created.</p>	 <p><b>SHAPE</b> When a line meets up to enclose a space, a shape is formed.</p>
 <p><b>FORM</b> Form is a step up from shape as we now add depth to create a three dimensional design.</p>	 <p><b>COLOR</b> Colour is created when light is reflected into the viewer's eye.</p>



**TEXTURE**  
The way in which art feels or would seem to feel to the touch, like smooth, rough, or bumpy.

### Barbara Hepworth & Abstract Sculptors:

We will be learning about Barbara Hepworth this half term and making abstract clay sculptures.



## History

### Ancient Greece:

We will learn about the Greek city-states of Athens and Sparta, understand the meaning of democracy, how the Greeks waged war, their beliefs, daily life, and their impact on modern society.



## Computing

### The Internet:

This half term, we are learning how the internet works, explore the World Wide Web, and understand who owns online content. They'll also evaluate the accuracy of online content and learn about the consequences of false information.

## Science

### Eating and Digestion:

**Lesson 1** - To be able to identify and classify herbivores, carnivores and omnivores.

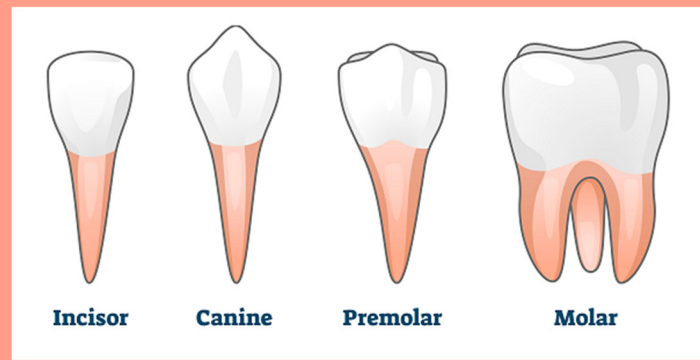
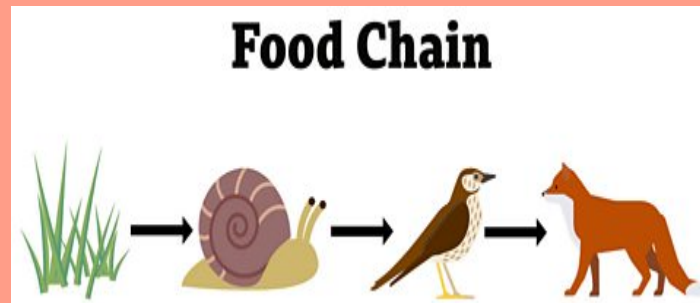
**Lesson 2** - To be able to construct and interpret a variety of food chains.

**Lesson 3** - To identify the different types of teeth in humans and identify their functions.

**Lesson 4** - To explore different ways of keeping teeth healthy.

**Lesson 5** - To investigate how the digestive system works.

**Lesson 6** - To be able to describe the functions of the basic parts of the digestive system.



### KEY WORDS

**Herbivore:** Animals that only eat plants.

**Carnivores:** Animals that eat other animals.

**Omnivore:** Animals that eat both plants and animals.

**Producer:** Animals that make their own food using sunlight.

**Consumer:** Animals that eat produces (plants) and other animals.

**Food Chain:** A food chain shows how energy moves from one living thing to another.

**Canine:** These are the pointy teeth near the front of your mouth. They help you rip food like meat.

**Incisor:** These are the flat teeth right at the front of your mouth. They help you bite into food, like an apple

**Molar:** These are the big, flat teeth at the back of your mouth. They help you crush and chew food.

**Pre-molar:** These are the teeth between the canines and molars. They help you chew and grind food.

**Nutrients:** The parts of food that your body needs to stay healthy and grow.

**The digestive system:** The group of body parts that helps break down food, take in the nutrients, and get rid of the waste.

**Swimming (Monday):** Swimming costume, Cap (for long hair), Towel.

**PE (Wednesday):** Black tracksuit bottom/ Maroon shorts, White t-shirt, Trainer/ Plimsoles.