

Year 1 Knowledge Map


Lent 1 2025

Which materials would be best for cleaning up a spillage? Why?

Science

We are learning about everyday materials in our science lessons.

Watch me!



Key vocabulary to learn:

- Rough:** uneven surface, not smooth.
- Rigid:** unable to bend out of shape.
- Waterproof:** does not allow water to pass through.
- Absorbent:** soaks up liquid easily.
- Stretchy:** can be stretched easily.

Objects are made from different materials.
Go on a material hunt at home!
How many different materials can you find in your home?
Can you name three items that you find which are - soft, hard, transparent and flexiable?

Term Dates


Half term W.C 17.02.25— 21.2.25
Stockwood Transport Museum 19.3.25
PE Days—Wednesday and Fridays

P.E

Children will be learning Dance and Gymnastics this half term. Children will access a broad range of opportunities to extend their agility, balance and coordination, individually and with others.

RE

In R.E we will be learning about the Presentation of Jesus in the temple, finding Jesus in the temple. Why did Jesus say "Why did you have to look for me?" Watch the video to find out.



Prayer for the new term

Lord, As we begin a new year

Fill our hearts with joy and our minds with learning.

Fill our classrooms with peace and our lessons with fun.


Fill our friendships with kindness and our school with love.

Amen

RSE

Mental health and well being

Breathing techniques to help children with self regulation and managing emotions.




History

In history, we are learning about transport from the past and how transport has developed over the years. In the past people used horse and carts to travel around. Would you like to travel around in a horse and cart?

We will explore vehicles from the past during our exciting visit to Stockwood Transport Museum on 19.3.25


WATCH ME!



MUSIC



In Music we will learning to sing a song called In The Groove by Joanna Mangona. It is a song that demonstrates different styles of music. The song has been arranged in six different styles; Blues, Baroque, Latin, Bhangra, Folk and Funk. Each week we will listen and learn a different style of In The Groove. Learn about pulse and rhythm by clicking on the QR code! **Key vocabulary:** Pulse, rhythm, pitch, rap, improvise, compose, melody, bass guitar, drums, Blues, Baroque, Latin and Irish Folk,



Maths

Number bonds to 20 are pairs of **numbers** that, when added together, give the **number 20**. They can also be called '**number pairs**'.

Can you recall all of the number bonds to 20?



- | | |
|-------------|--------------|
| 0 + 20 = 20 | 10 + 10 = 20 |
| 1 + 19 = 20 | 11 + 9 = 20 |
| 2 + 18 = 20 | 12 + 8 = 20 |
| 3 + 17 = 20 | 13 + 7 = 20 |
| 4 + 16 = 20 | 14 + 6 = 20 |
| 5 + 15 = 20 | 15 + 5 = 20 |
| 6 + 14 = 20 | 16 + 4 = 20 |
| 7 + 13 = 20 | 17 + 3 = 20 |
| 8 + 12 = 20 | 18 + 2 = 20 |
| 9 + 11 = 20 | 19 + 1 = 20 |

How many different coin combinations can you use to make a total of 23 pence?

Scan the code for a fun number bond game!



One pence

Two pence

Five pence

Ten pence



Can you name each of these coins?

Twenty pence

Fifty pence


One pound

Two pounds



Oxford Reading Owl

Don't forget to login to access Oxford Reading Owl to support reading at home.




Phonics

We are learning our Set 2 and 3 sounds. Scan the code to find out more about supporting phonics at home:

Practice reading these nonsense words using 'Special Friends, Fred Talk, Read the Word':

figh, larp, scoy, pord, heaf, plope, kla-pe, sufe, toup, jowk, zeart, bewm




Remember to click on Rosie Video links that are sent out every week.



English

Here are the texts that we are exploring this term:



Stanley's Stick by John Hegley - Stanley's stick is not just a stick. With a stick in hand, Stanley's options are endless. With this book we are learning about narratives and plot.

Watch me!



Ruby's Worry by Tom Percival - A reassuring and sensitive book - the perfect springboard for talking to children about sharing their hidden worries. With this book we are learning to recount stories and write in the past tense.



Watch me!



Oi Frog! By Kes Gray - Jam-packed with the silliest of animals, this bestselling rhyming story will have the youngest of readers in fits of laughter. With this book we are learning about rhyme and nonsense poems.

What story did you enjoy listening to?

ART

In Art we will be learning about the artist Giuseppe Arcimboldo. He is an Italian Renaissance painter best known for creating imaginative portrait heads made entirely of objects such as fruits, vegetables, flowers, fish and books.

Click on me to meet the artist!



Key words

Giuseppe Arcimboldo
colour, pattern, texture



RSE — Created to love others

Created to Love Others explores our relationship with others. Building on the understanding that we have been created out of love and for love, this module explores how we take this calling into our family, friendships and relationships, and teaches strategies for developing healthy relationships and keeping safe both online and in our daily lives.